

# DOMESTIC TOURISM PERFORMANCE



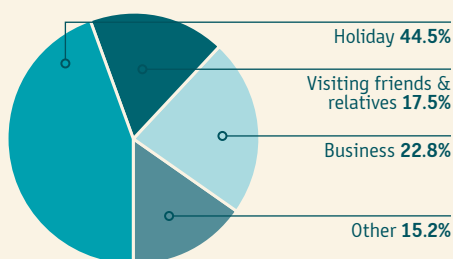
Overnight spend  
**\$80.7 BILLION**

**117.4 MILLION**  
Overnight trips

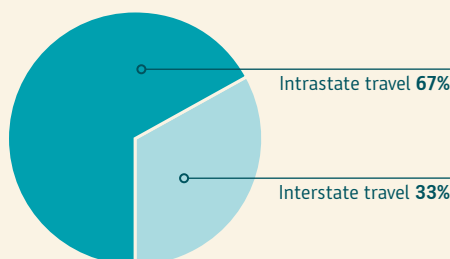
Day trips spend  
**\$26.3 BILLION**

**248 MILLION**  
Day trips

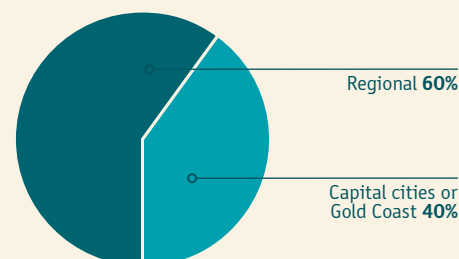
## REASON FOR TRAVEL



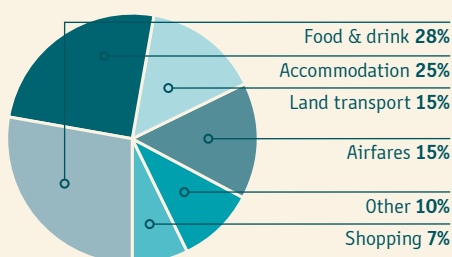
## INTRASTATE V INTERSTATE TRAVEL



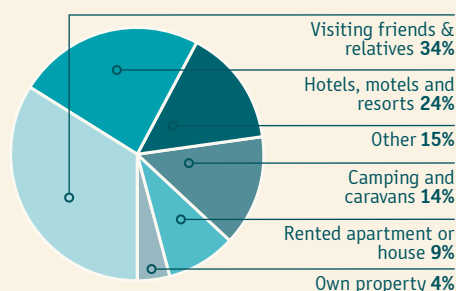
## REGIONAL V CITIES



## TRAVEL EXPENSES



## ACCOMMODATION TYPES



## TOP 10 OVERNIGHT DOMESTIC DESTINATIONS

| TOTAL              | OVERNIGHT TRIPS | OVERNIGHT EXPENDITURE |
|--------------------|-----------------|-----------------------|
| SYDNEY NSW         | 12.7m           | \$9.4bn               |
| MELBOURNE VIC      | 11.4m           | \$9.5bn               |
| BRISBANE QLD       | 8.3m            | \$5.3bn               |
| NORTH COAST NSW    | 6.4m            | \$3.9bn               |
| PERTH WA           | 4.7m            | \$3.9bn               |
| HUNTER NSW         | 4.6m            | \$2.1bn               |
| SOUTH COAST NSW    | 4.6m            | \$2.2bn               |
| GOLD COAST QLD     | 4.2m            | \$3.7bn               |
| SUNSHINE COAST QLD | 4.1m            | \$2.7bn               |
| ADELAIDE SA        | 3.5m            | \$2.8bn               |