

Junior Explorer Activity

Activity Sheet 2.



Environmental Treasure Hunt

opportunity » growth » lifestyle



There are plenty of cool natural places to explore in Frankston. Some of them are featured in our booklet “Natural Reserves within Frankston City” which you can find on Council’s website. Check out a Bush Reserve near your place and try these activities.

HEADING OUT



Before you start out, here are some tips for keeping you and your park safe:

Know before you go!

Dress for the weather. Take a rain jacket or hat and wear sturdy covered shoes.

Let someone know where you are and stay with an adult.

Keep Our Parks Wild

Respect animal homes by leaving rocks, logs and vegetation as you find them and stay on the tracks. Remember nature’s treasures belong in the bush, not in your pockets.

Leave No Trace

The best souvenirs are your memories and photographs or drawings. Leave only footprints and always take your rubbish home.

NATURE’S TREASURES ARE:

Well Hidden: Unlike Pirate treasure, Nature’s treasures are not buried, but camouflaged, hiding in plain sight.

Colourful: Birds and flowers provide a fleeting splash of colour in the bush, but you have to be in the right place at the right time.

Musical: The sound of the bush is changing all the time; throughout the day; from day to day and from season to season.

Surprising: Weird and wonderful things are found in nature that you wouldn’t think possible.

Valuable: It’s hard to put a value on nature. But one thing is for sure, without it’s bountiful treasures we could not survive in this world.



MINIBEASTS IN MULCH

Lots of tiny insects crawl around on the forest floor eating up rotting plant material to make soil.



Equipment: A shallow white tub or bucket; magnifying glass; collector cube or bug catcher; artists paint brush; gardening gloves.





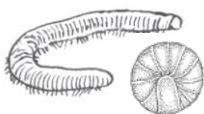







Instructions: with your gloves on:

- Scoop up some leaf litter or mulch and place in tub
- Lift the tub and bang it on the ground several times
- Now the larger items have come to the top
- Scoop out the larger leaves and twigs
- Search around for minibeasts in the remaining litter using your fingers or paint brush
- Gather an insect on your paint brush and place into a bug catcher
- Take a close look with your magnifying lens
- Identify the insects using the Bugwise on line ID key.

<https://australianmuseum.net.au/learn/teachers/learning/bugwise/>

TIPS:

- ✓ Make your own bug catcher from a jam jar with stocking over the top held with a rubber band
- ✓ Be gentle with the insects, using the brush avoids squashing them.
- ✓ Don't keep insects for too long and return them to their homes.

centerpede 	spider 	ant 
scorpion 	millipede 	protura 
beetle 	slug 	slater 
bug 	Mantid 	mite 

SONG OF THE SEASON

Sounds in the bush are constantly changing. Birds sing more in the early morning and late afternoon; frogs sing after rain.



Equipment: 2 working ears; recording device (smart phone); binoculars / sighting tube; Field Guide VIC app; Frog census app (links below).



Instructions:

- Find a quiet spot for listening
- Warm up your ears by rubbing with your hands
- Listen carefully for bird or frog calls
- Record the sounds on your phone
- Use binoculars or sighting tube to locate the callers
- Compare them with the calls on the Field Guide VIC app. or the frog census app.

TIPS:

- ✓ Make a sighting tube using a cardboard or plastic tube (decorate with birds & frogs)
- ✓ Some birds are able to “throw their voices” disguising their location.
- ✓ Download the frog census app on your device.

<https://www.melbournewater.com.au/community-and-education/waterwatch-programs/frog-census>

- ✓ Download the Field Guide app to Victorian Fauna

<https://museums victoria.com.au/apps/field-guide-app-to-victorian-fauna/>



Use the space below to record the callers you heard and draw a picture of them

Species:	
Species:	
Species:	
Species:	

TREASURE HUNT RECORD SHEET

- DRAW OR WRITE OR TAPE THINGS YOU FIND BESIDE THE MATCHING THE DESCRIPTIONS

1. Things in Unusual Places

2. Things in Different Stages of Growth

something UNDERNEATH something else		something YOUNG	
something BETWEEN two things		something GROWING UNDER DIFFICULTY	
something ABOVE something else		something GROWING WELL	
something in an EMPTY place		something OLD	
something you can JUST REACH		something DEAD	
something you CAN'T PICK UP		something ROTTING	

TIP: Sticky tape objects you find from the ground onto your sheet. (Allow live flowers or leaves to keep living)

TREASURE HUNT RECORD SHEET

- DRAW OR WRITE OR TAPE THINGS YOU FIND BESIDE THE MATCHING THE DESCRIPTIONS

3. Colourful Things

4. Things with Different Shapes

Something with MORE THAN TWO COLOURS		something ROUND	
something that CHANGES COLOUR		something TRIANGULAR	
2 different things with the SAME COLOUR		something POINTY	
something with your FAVOURITE COLOUR		something CURVED	
something with an UNUSUAL COLOUR		something STRAIGHT	
something CAMOUFLAGED		something OVAL SHAPED	

TIP: Sticky tape objects you find from the ground onto your sheet. (Allow live flowers or leaves to keep living)

TREASURE MAPS Draw your own treasure map in the space below & include the things you found in the bush today.



FURTHER READING:

Johnson, E.A. & Catley, K.M.(2002) "Life in the Leaf Litter" American Museum of Natural History
<https://www.amnh.org/research/center-for-biodiversity-conservation/resources-and-publications/biodiversity-guides-and-handbooks/life-in-the-leaf-litter>

Cornell, Joseph Bharat (1979) "*Sharing Nature with Children*" - Ananda

Frankston City website (downloadable booklets)

https://www.frankston.vic.gov.au/Environment_and_Waste/Environment/Biodiversity

- *Natural Reserves within Frankston City*
- *Indigenous Fauna Guide*
- *Indigenous Plant Guide*
- *Sustainable Gardening in Frankston City*

Tonkin, Rachel (2006) "Leaf Litter – exploring the mysteries of a hidden world

http://riverconnect.com.au/assets/files/documents/education/Leaf_Litter_Book.pdf

Triggs, Barbara. (1996) "*Tracks, Scats and Other Traces: a field guide to Australian mammals*" - Oxford

Melbourne Water "*Fog Census*" phone app <https://www.melbournewater.com.au/community-and-education/waterwatch-programs/frog-census>

Museum Victoria "*Field Guide to Victorian Fauna*" smart phone app. <https://museumsvictoria.com.au/apps/field-guide-app-to-victorian-fauna/>

Happy Treasure Hunting!!

