

Port of Airlie Information


Maritime Terminal

Our terminal at the Port of Airlie is the perfect arrival location for cruise ship clientele. Located within a 5-minute walk to town, the Maritime Terminal is exceptionally convenient. Complete with a gift shop, fully operational licensed café and a picturesque deck with plenty of seating, cruise ship guests will feel relaxed and welcomed from the moment they arrive.



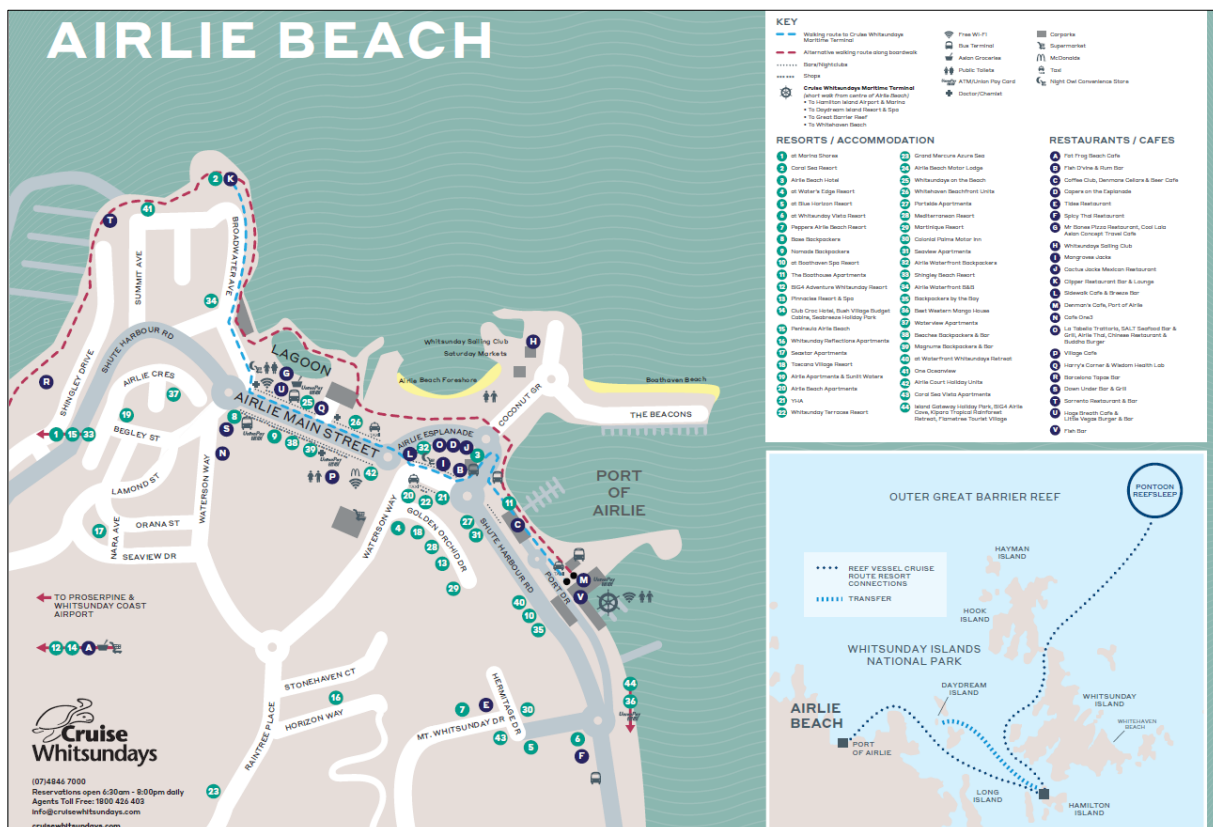
Port of Airlie Retail and Dining

Adjacent to Cruise Whitsundays Maritime Terminal in the Port of Airlie, cruise ship guests will find a fantastic selection of dining options including fresh seafood, Italian, Australian Pub fare, a café and a Gelateria. There is also a selection of retail and souvenir stores, including a local art gallery.




Location

Cruise Whitsundays Maritime Terminal is conveniently located within a 5 to 10-minute picturesque walk to the local markets, beaches, Airlie Esplanade, Main Street and the Lagoon. A variety of public transport options are also available from our terminal, including Tuk-Tuks, taxis and buses.



Terminal Operations

The Port of Airlie Maritime Terminal is a commercial marina and is well equipped to manage high volumes of guest traffic. The Terminal has accommodated cruise ships ranging in capacities from 300 to 4,000 passengers. Cruise Whitsundays work closely with cruise line ground operator partners and local volunteers, to ensure the guest experience in our terminal exceeds our cruise ship guests' expectations. We execute this seamless operation with; clear and informative signage, a daily run sheet and schedule, a dedicated representative to assist the pier manager, a hands-on operations team that ensures a safe and efficient marina schedule, and our friendly and knowledgeable crew who are always available to assist cruise ship guests. Our Port was designed with guest safety and ease in mind. The Port has wide slip-proof docks that are only a short distance from the fully enclosed, well ventilated and wheelchair accessible terminal building.



Tour Departures

All cruise ship tours depart directly from the Port of Airlie, saving cruise ship guests valuable time in port. All local marine tour operators providing cruise line shore excursions collect guests directly from the Port of Airlie. The Cruise Whitsundays Maritime Terminal also has a sheltered bus station from which all land tours depart. The Port of Airlie is also the gateway to the Whitsunday islands, offering regular ferry services to Hamilton and Daydream islands.



General Arrangement of Port of Airlie Maritime Terminal

